



### District Report Card: 2017


<b>State:</b> Jharkhand	<b>District:</b> Jamtara
<b>Class:</b> 5	<b>Subject:</b> Language
<b>Schools:</b> 60	<b>Students:</b> 921


### Participation/Coverage


#### Students

<div>GENDER</div> <div></div>	Boys		Girls	
	Number	%	Number	%
	431	46.80	490	53.20

<div>AREA</div> <div></div>	Rural		Urban	
	Number	%	Number	%
	880	95.55	41	4.45

<div>CATEGORY</div> <div></div>	SC		ST		OBC		GEN	
	Number	%	Number	%	Number	%	Number	%
	60	6.51	190	20.63	649	70.47	22	2.39

<div>CWSN</div> <div></div>	LD	VI	HI	S&LD	ID	Oth
	1	4	2	1	1	8

<div>Management</div> <div></div>	Government		Government-aided	
	Number	%	Number	%
	913	99.13	8	0.87

### Average Performance of Students in Language (%)

Overall	Gender		Area		Management		Social Group			
	Male	Female	Rural	Urban	Govt.	Aided	SC	ST	OBC	GEN
56.59	56.66	56.53	56.24	64.07	56.66	48.33	58.78	54.39	56.73	65.45

## Performance on Learning Outcomes (LOs)

Learning Outcomes	Description	Average Performance(%)
L504	Reads and comprehends independently storybooks, news items/ headlines, advertisements etc.	51.29
L508	Reads text with comprehension, locates details and sequence of events	59.24

Range of Performance of Students who Answered Correctly							
Below 30%		30% - 50%		50% - 75%		Above 75%	
Number	%	Number	%	Number	%	Number	%
130	14.12	217	23.56	389	42.24	185	20.09

## Lowest Performing Learning Outcomes (LOs)

- 1 - Reads and comprehends independently storybooks, news items/ headlines, advertisements etc. (51.29)
- 2 - Reads text with comprehension, locates details and sequence of events (59.24)